



TRANSCUBE vs FUELCUBE



132, 264, 528, 792, 1000, & 1240 gallon models

The **TRANSCUBE** is a transport approved, double-walled fuel tank designed to provide on-demand fuel supply. Once in place, the **TRANSCUBE** can operate up to 3 pieces of equipment while dispensing fuel by manual or electric pump.






250, 500, & 1000 gallon models

The **FuelCube** is a double-walled stationary fuel tank built for onsite equipment refueling and backup fuel supply. The **FuelCube** can be directly connected to one diesel-powered machine while dispensing fuel by manual or electric pump.

FEATURES

| | | |
|---------------|-----------------------------------|-----------------|
| ✓ | Double-Walled | ✓ |
| ✓ | DOT Approved | ✓ |
| ✓ | Safely Transportable Full | ✓ |
| ✓ | Removable Inner Tank | ✓ |
| ✓ | Access Manway | ✓ |
| ✓ | Stackable Corner Brackets | ✓ |
| ✓ | Liftable Corner Brackets | ✓ |
| 4 Way | Forklift Pockets | 2 Way |
| ✓ | Lockable Equipment Cabinet | ✓ |
| ✓ | 1" Pump Feed | ✓ |
| 3 Sets | Feed/Return Ports | 1 Set |
| ✓ | Contents Gauge | Optional |
| ✓ | Prop Arm | ✓ |
| ✓ | Spring-Assist Gas Struts | ✓ |
| ✓ | Secure Hose Access | ✓ |

APPROVALS

| | | |
|---|----------------------------------------------------------------------------------------------------------------------------|---|
| ✓ |  | ✓ |
| ✓ |  142 LISTED FOR FUEL STORAGE | ✓ |
| ✓ |  31A/Y DOT PERFORMANCE CERTIFICATION | ✓ |
| ✓ |  UIC CANULC-5681-07 | ✓ |
| ✓ |  | ✓ |